

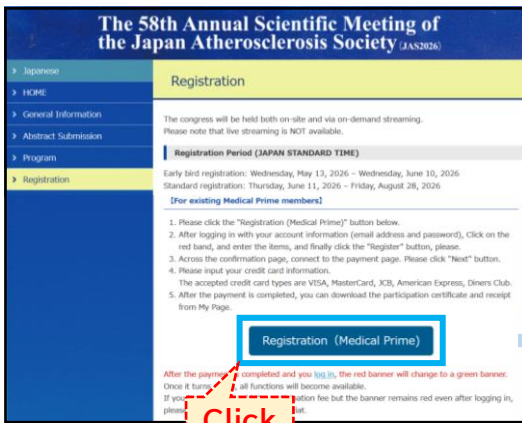
# Information on How to Register

The Congress uses **Medical Prime** as a registration platform.  
You can register for the Congress **after signing up for Medical Prime**.

※If you have already signed up for Medical Prime, please go to STEP 2.  
\*This is not a registration for membership in the JAS, so please be aware of this.

## STEP1 Sign up for Medical Prime

1 Click → “Registration(Medical Prime)”  
→ please sign-up

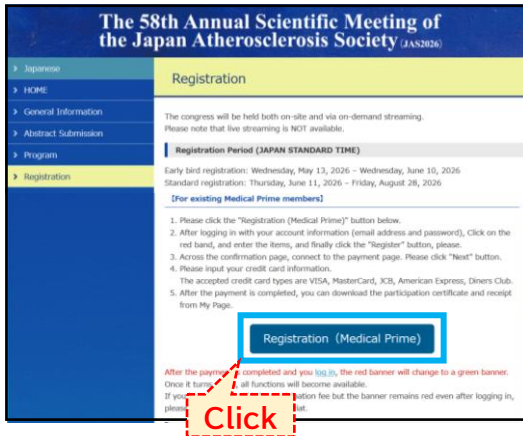


2 Fill in your information and set your password.

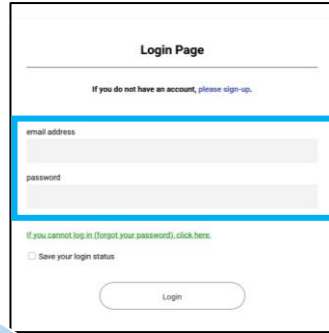


## STEP2 Pre-register for the Congress

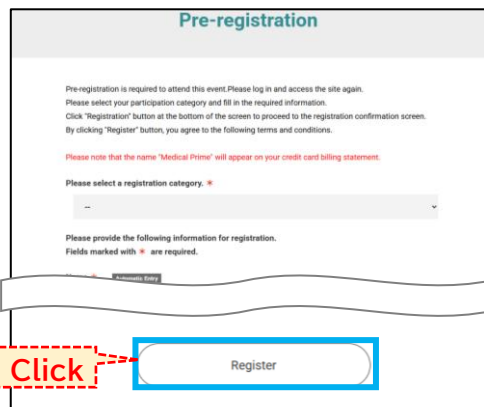
1 Login to Medical Prime with your e-mail address and password.



2 Click → “Pre-registration is required” on the red band



3 Complete payment of participation fee after filling in necessary information.



4 The red band turns green after the payment is completed and you log in.



## FAQ: The authentication e-mail for signing up has not been delivered.

1. Check the Spam or Junk folder.
2. If you can't find the e-mail, access <https://medicalprime.jp/signup/?lang=en> and register your information again. If you can proceed to Confirmation, please finish signing up.

If the screen below (Picture 1) appears after clicking "Proceed to Confirmation Screen," click the indicated part.

Then, click the indicated part on the next page (Picture 2) and the new e-mail will be sent.

3. If you still can't find the e-mail or have any further inquiries, please contact the Congress Secretariat ([jas58@sunpla-mcv.com](mailto:jas58@sunpla-mcv.com)).

Picture 1

**Sign-up for membership**

1 Enter information   2 Confirm   3 email authentication   4 Complete

Please enter the information you wish to register on Medical Prime in the fields below and click "Proceed to Confirmation Screen".  
Membership registration is free.  
Fields marked with \* are required.

**An error has occurred. Please check the following message.**

\* email address

新規会員登録が未完了となっております。有効化メールを再送する。 **Click**

Picture 2

**有効化メールを再送する**

有効化メールを再度受け取る場合は、以下のボタンをクリックしてください。  
なお、お使いのメールにて受信フィルターを設定している場合は、  
@medicalprime.jpドメインから受け取れるようあらかじめ設定ください。

**有効化メールを再送信する** **Click**